

# UNIFIED PERCUSSION

**SNARE DRUM: PORTRAITS IN RHYTHM** (Anthony J. Cirone/Warner Brothers Music)

**MALLETS: MODERN SCHOOL FOR XYLOPHONE, MARIMBA, VIBRAPHONE** (Morris Goldberg/musical interpretations and editing by Anthony J. Cirone, published by Alfred Music)

**TIMPANI: MODERN METHOD FOR TYMPANI** (Saul Goodman, edited by Kohloff, Werdesheim and Cirone/Alfred Music or Warner-Brothers)


## YEAR A

**SNARE DRUM: Page 13, #11**, Play to the downbeat of line 9 (measure 12). Tempo as marked


**Clarification:** All quarter notes with rolls are followed by a dot and tie.

The dot is slightly hidden in some ties, but they are all dotted quarter notes.

**MALLETS: Pages 92-93, #XXXVIII, Vivace.** Play all.

 = 120-132

**TIMPANI: Page 63, #62** (three drum), *Allegro*. Play all.

 = 96

## YEAR B


**SNARE DRUM: Page 28, #26**, Play from measure 2 of line 6 (measure 17) to the end. Tempo as marked

### Known Errata:

Measure 25, beat 7 should have a tie into the release like beat 1.


Measure 29, add a tie connecting the flam on the 'te' of beat 5 to the downbeat of beat 6.

**MALLETS: Page 76, #XVIII**

 = 72

Play all.

**TIMPANI: Page 60, #57** (two drum), in F & C.

 = 92

Play through measure 6 of line 5 (measure 25). Stop on the rest at the beginning of measure 26.

## YEAR C


**SNARE DRUM: Page 26, #24**

Tempo as marked

Play from measure 1 of line 3 (measure 5) to the first note of measure 2 of line 11.

**MALLETS: Page 94**

*Bach's Violin Concerto in A Minor*


 = 110-116

Play from the beginning to the first note of beat 2 in measure 2 of line 12.

### Known Errata:

1. Measure 9, last note tied to the next measure (10) is rolled.
2. In measures 21, 22, 25, and 27, the tied eighth note on the upbeat of the first count is rolled.

**TIMPANI: Page 58, #53** (two drum), *Slow March*. Play all.

 = 66

## YEAR D


**SNARE DRUM: Page 52, #48**, Play the first 8 lines.

Tempo as marked

### Known Errata:

In older editions in measure 12, the last note should be an eighth note, not a sixteenth note.


**MALLETS: Page 90, #XXXV, Allegretto**, Play all.

 = 80

### Known Errata:

Measure 24 should have a flat on the D, not a natural as is found in the new edition.

**TIMPANI: Page 63, #60** (three drum), *Andante*, Play the first 4 lines. Stop on the rest at the beginning of measure 18.


 = 80

## YEAR E


**SNARE DRUM: Page 45, #42**, Play the last 6 lines.

Tempo as marked

**MALLETS: Page 69, #XI, Allegro assai**, Play all.

 = 132

**TIMPANI: Page 60, #58** (two drum), *In G & D*, Play from measure 4 of line 3 to the end.

 = 64

The thirty-second-note rhythms are not as difficult as they may at first appear. Should any trouble arise, the problematic passages may be practiced with the foot "in eight", that is, tapping each eighth-note.

42

Largo con moto ♩ = 48

*f* *pp* *f* *p*

20-21 Snare Drum

*f* *cresc.* *sfz* *p*



X

Vivo

Musical score for section X, featuring seven staves of music. The notation includes various rhythmic patterns and dynamics. The first staff begins with a treble clef and a key signature of one sharp (F#). The music is marked 'Vivo'. The first staff has a dynamic marking 'R' below it. The second staff has 'R R L' below it. The third staff has 'L R R L R' below it. The fourth staff has 'R L R' below it. The fifth staff has 'L' below it. The sixth staff has 'R L' below it. The seventh staff has 'R R' below it.

XI

Allegro assai

Mallets 20-21

Musical score for section XI, featuring seven staves of music. The notation includes complex rhythmic patterns and dynamics. The first staff begins with a treble clef and a key signature of one sharp (F#). The music is marked 'Allegro assai'. The first staff has a dynamic marking 'R' below it. The second staff has 'L L' below it. The third staff has 'L R' below it. The fourth staff has 'L R' below it. The fifth staff has 'L R' below it. The sixth staff has 'L R' below it. The seventh staff has 'R L R L L R L R' below it.